






Year 1 Homework Tasks for Autumn Term 1 2024-25

This term children will have a choice of optional homework tasks to be handed in on set dates in addition to reading at home. These are linked to our Science and Geography topics this term. **How are animals classified?** And **Why do we have castles?**

Homework will be displayed in the classroom and we will have a homework sharing session where the children will present their work to the class. There are also maths focussed tasks which will link to our learning in school. These will give you an idea of what we are learning in school but do not need to be handed in although you are free to send in work or share it on Class Dojo and Seesaw (more information to follow).

Dojos will be awarded for completing activities.

Due in WB 23.9.24	Due in WB 7.10.24	Due in WB 21.10.24
Choose 1 All About Me	Choose 1 Creative	Choose 1 Science/Literacy
Make an 'All About Me' poster or booklet and include information all about hobbies, family and likes and dislikes.	Draw or paint a famous English castle.	Create a poster all about a pet or an animal that you like. What does it eat? Where does it sleep? Tell us some interesting facts.
Think about your summer holidays and choose your favourite part to share in school. You could make a poster, print out some photographs or write about it.	Junk modelling - make a model of a castle.	Look at a story book together with your grown up. Can you name the settings in the book? Can you name the characters? Choose one of the settings to draw/create and label.
Make an all about me box and put in some things which are special to you. 	Create a fact file all about a castle you have visited. Tell us interesting facts. Draw pictures. 	Guess who?! Write some clues about an animal - can your teacher guess what it is. e.g. It is pink. It has feathers. (Flamingo) 

<u>Week 1/2</u>	Number formation of numbers 0-10. Pairs of numbers that make 5. Pairs of numbers that make 6, 7, 8 and 9.	<u>Week 3</u>	What goes with 5 to make 6, 7, 8 and 9.	<u>Week 4</u>	Compare numbers using more than, fewer than and equal to.
<u>Week 5</u>	Count forward from 0 to 10 and backwards from 10 to 0. Recognise 1 more than the previous number.	<u>Week 6</u>	Recognise equal sets of numbers.	<u>Week 7</u>	Group objects into pairs and identify when there is an odd one out.

Your child can also access **Mathletics** using their username and password which can be found on the inside of their new reading record.

If you have any questions or would like to discuss the optional homework tasks, please send a message on Class Dojo and we will be happy to help.



Mrs Lewis, Mrs Macleod, Mrs Mabbott and Mr Bunhejee