








## Year 1 Homework Tasks for Autumn Term 2 2024

This term children will have a choice of optional homework tasks to be handed in on set dates in addition to reading at home. These are linked to our Science and History topics this term. **How do seasons change?** And **What do I know about the UK and where I live?**

Homework will be displayed in the classroom and we will have a homework sharing session where the children will present their work to the class. There are also maths focussed tasks which will link to our learning in school. These will give you an idea of what we are learning in school but do not need to be handed in although you are free to send in work or share it on Class Dojo or Seesaw.

Dojos will be awarded for completing activities.

Due in WB 11.11.24	Due in WB 25.11.24	Due in WB 9.12.24
Choose 1 Geography	Choose 1 Literacy/Creative/Science	Choose 1 Science/Literacy
 <p>Make a poster map of the United Kingdom. Which places have you been to? Mark them on a map. Use whatever you like to decorate it.</p>	<p>Create an autumn picture using paint, crayon or collage or natural things you find outside.</p> 	<p>Make a weather chart and record the weather for each day during a week.</p> 
<p>Try a traditional UK dish from one of the 4 parts of the country. You could try haggis, neeps and tatties from Scotland, Welsh Cakes from Wales, Lancashire Hotpot from England or potato bread from Northern Ireland. Can you write a recipe or review your meal? Feel free to add pictures on Dojo too! These are just suggestions - feel free to do your own research!</p>	<p>Collect a selection of different leaves and create a leaf rubbing picture. You could then label the different types of leaves.</p> 	<p>Make a delicious hot chocolate (with cream and marshmallows if you like). Take some photographs and bring them into school. Write some instructions of how you made your hot chocolate.</p>
 <p>Can you make a model of one of the UK landmarks? You could go for Big Ben, Edinburgh Castle, the Giant's Causeway or the Severn Bridge that joins England and Wales. Use whatever you want to make your model, but not too big please! Again, these are just suggestions - there are loads more to do.</p>	<p>Write a letter to Santa. Make sure you decorate your letter.</p>	<p>Write an acrostic poem. Make sure you use a word which is linked to Christmas e.g. Santa, star, bauble, advent.</p>

## Reading and Maths Homework

The table below will give you an idea of some of the concepts that we will be covering in maths during this term. By practising each concept at home during the week it will support your child in their learning. Homework tasks for maths do not need to be handed in but if your child would like to share their maths home learning with us in school, then they are very welcome to bring it in or, alternatively it can be shared on Dojo and Seesaw.

<u>Week 1</u>	Place value to 10. Counting objects. Represent objects. Recognise numbers as words.	<u>Week 2</u>	Place value to 10. Count on from any number. 1 more than. Count backwards within 10.	<u>Week 3</u>	Place value to 10. 1 less than Compare groups. Less than, greater than, equal to. Compare numbers. Order objects and numbers.
<u>Week 4</u>	Addition and Subtraction to 10. Part Whole Model. Number sentences. Addition fact families.	<u>Week 5</u>	Addition and Subtraction to 10. Number bonds within 10. Number bonds to 10.	<u>Week 6</u>	Addition and Subtraction to 10. Find a part. Subtraction - find a part.

Your child can also access **Mathletics** using their username and password which can be found on the inside of their reading record.

If you have any questions or would like to discuss the optional homework tasks, please send a message on Class Dojo and we will be happy to help.

Mrs Lewis, Mrs MacLeod, Mrs Mabbott and Mr Bunhejee

