






Year 1 Homework Tasks for Spring Term 1 2024-25

This term children will have a choice of optional homework tasks to be handed in on set dates in addition to reading at home. These are linked to our Science and History topics this term. **What are the materials around us called? And Who were and are the famous people of Nottingham and the UK?**

Homework will be displayed in the classroom and we will have a homework sharing session where the children will present their work to the class. There are also maths focussed tasks which will link to our learning in school. These will give you an idea of what we are learning in school but do not need to be handed in although you are free to send in work or share it on Class Dojo.

Dojos will be awarded for completing activities.

Due in WB 13.1.25	Due in WB 27.1.25	Due in WB 10.2.25
Choose 1 History/Art/Literacy	Choose 1 Science/Literacy	Choose 1 Art/Literacy
Choose a famous person from Nottingham or Derby, it could be a famous sports person who plays in Nottingham or Derby or a celebrity. Draw a picture of them and write some facts about them. For example; Giant from Gladiator or Ryan Yates - Captain of Nottingham Forest.	Draw or make a practical outfit for Beegu to wear during a season of your choice. 	Create your own plate design in the style of Clarice Cliff using bright bold colours and imaginative shapes and patterns. 
Create a winter scene picture in a style of your choice, using paint, pencil crayons or a artistic medium of your choice. 	Choose a famous person from the United Kingdom who has made an important contribution to the country. Draw a picture of them and write some facts about them. For example; Prince William or Keely Hodgkinson.	Keep a diary for a week. What have you done? How are you feeling about what you have been doing? Draw pictures.
Practise your handwriting and send in a sample to show the class. You could write the alphabet in upper and lower case or write for a purpose.	Look around your house - How many different materials can you find? Make a list of the different materials and all of the different things that are made from it.	Write out your 2, 5 and 10 times tables.

E.g. Wood - table, chair, door, bookshelf. Be creative if you would like to!


Reading and Maths Homework

The table below will give you an idea of some of the concepts that we will be covering in maths during this term. By practising each concept at home during the week it will support your child in their learning. Homework tasks for maths do not need to be handed in but if your child would like to share their maths home learning with us in school, then they are very welcome to bring it in or, alternatively it can be shared on Dojo.

<u>Week 1</u>	2D and 3D shape.	<u>Week 2</u>	Count within 20. Understand 10. Understand 11, 12, 13.	<u>Week 3</u>	Understand 14, 15, 16. Understand 17, 18, 19. Understand 20.
<u>Week 4</u>	1 more/1 less. Number lines to 20.	<u>Week 5</u>	Estimate on a number line.	<u>Week 6</u>	Compare numbers to 20. Order numbers to 20.

Your child can also access **Mathletics** using their username and password which can be found on the inside of their reading record.

If you have any questions or would like to discuss the optional homework tasks, please send a message on Class Dojo and we will be happy to help.



Mrs Lewis, Mrs Mabbott and Mr Bunhejee