







Year 1 Homework Tasks for Summer Term 2 2025-26

This term children will have a choice of optional homework tasks to be handed in on set dates in addition to reading at home. These are linked to our Science and Geography topics this term. **What are the seen body parts called and what do we mean by our five senses?** and **Why do we Recycle?**

We will have a homework sharing session where the children will present their work to the class. There are also maths focussed tasks which will link to our learning in school. These will give you an idea of what we are learning in school but do not need to be handed in although you are free to send in work or share it on Class Dojo or Seesaw.

Dojos will be awarded for completing activities.

Due in WB 8.6.26	Due in WB 22.6.26	Due in WB 6.7.26
Choose 1 Geography/Art	Choose 1 Science/DT	Choose 1 English/Music
<p>Design a 3Rs poster encouraging people to Reduce, Reuse and Recycle. Watch the video on this link to help: https://www.bbc.co.uk/bitesize/articles/z9w26sg</p> 	<p>Draw a self-portrait and label the seen parts of the body from head down to your toes.</p>	<p>Can you write a poem all about summer? It could include some of the things you like to do in summer or maybe seasonal changes during this time of the year.</p> 
<p>Keep a log for 2 days of what you recycle at home.</p>	<p>Take a walk somewhere with an adult, use your senses. What can you hear? What can you see? Can you feel anything? Ask an adult to write down what you say. Then when you return, draw a picture of your walk. Add labels for the things you sensed.</p>	<p>Invent a new garden game to play during the summer holidays. Remember to write a set of instructions to explain how to play the game. You could either bring the game into school or send in photographs, whichever you'd prefer to do.</p>
<p>Create a 3Rs of Recycling Superhero to inspire us all to Reduce, Reuse and Recycle.</p> 	<p>Design your own smoothie. What fruit will be in it? Make at home with the help of an adult. What name will you give it?</p>	<p>Write a song all about summer. You could add percussion too if you wanted. You can send a video via Seesaw (ask your teacher for details) or email it in if you would like to share your performance with the class.</p> 

Reading and Maths Homework

The table below will give you an idea of some of the concepts that we will be covering in maths during this term. By practising each concept at home during the week it will support your child in their learning. Homework tasks for maths do not need to be handed in but if your child would like to share their maths home learning with us in school, then they are very welcome to bring it in or, alternatively it can be shared on Dojo or Seesaw.

<u>Week 1</u> 1.6.26	Place Value within 100 Counting from 50-100 Tens to 100	<u>Week 2</u> 8.6.26	Assessment Week	<u>Week 3</u> 15.6.26	Place Value within 100 Partition into 10s and 1s Number line to 100
<u>Week 4</u> 22.6.26	Place Value within 100 1 more, 1 less Compare numbers with the same number of 10s	<u>Week 5</u> 29.6.26	Time Days of the week Months of the year Hours, minutes, seconds Tell time to the hour and half hour	<u>Week 6</u> 6.7.26	Money Unitising Recognise coins Recognise notes
<u>Week 7</u> 13.7.26	Money Count in coins	<u>Week 8</u> 20.7.26	Position and Direction Describe turns Describe position - left and right, forwards/backwards, above/below Ordinal numbers		

Your child can also access **Numbots** using their username and password which can be found on the inside of their reading record.

If you have any questions or would like to discuss the optional homework tasks, please send a message on Class Dojo and we will be happy to help.

Mr Johnson, Mrs Mabbott and Mr Bunhejee

